

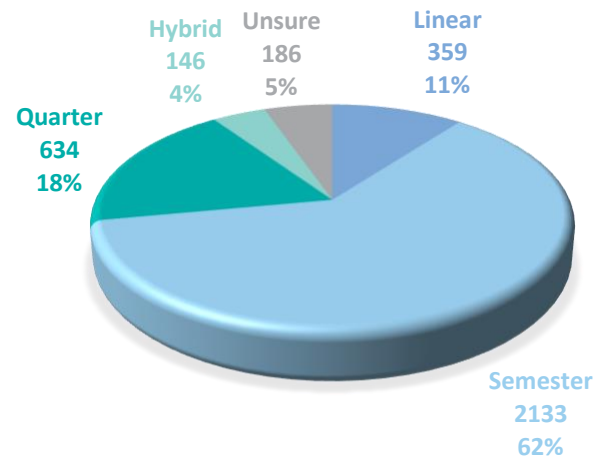
Secondary Structures Survey

District Executive Summary

Student Survey Summary

Timetable Preference

Just under 3500 students completed the survey. Respondents represented all grades and schools. While results vary slightly by school, overall, 62% of students prefer the semester timetable; 18% of students prefer the quarter timetable; 11% of students prefer the linear timetable; 4% of students support a hybrid timetable; and 5% of students are unsure what timetable they prefer.



Important context in relationship to student timetable preferences:

- Students currently in Grade 8 have only experienced a semester timetable.
- Students currently in Grade 9 have only experienced quarter and semester timetables.
- Students currently in Grade 11 and 12 have experienced a variety of timetables, but only a quarter timetable where classes were at 50% capacity due to cohort structures.

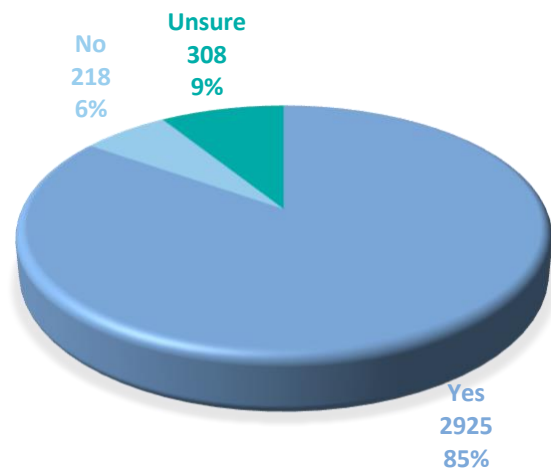
Student Comments:

Over 2700 students provided a rationale for the timetable that best supports their learning. To access student comments, [click here](#).

Student Survey Summary

Personal Learning Time (PLT)

When asked if PLT was beneficial to their learning, 85% of students responded 'yes'; 6% of students responded "no"; and 9% of students responded that they were 'unsure' if PLT benefitted their learning.



Student Comments:

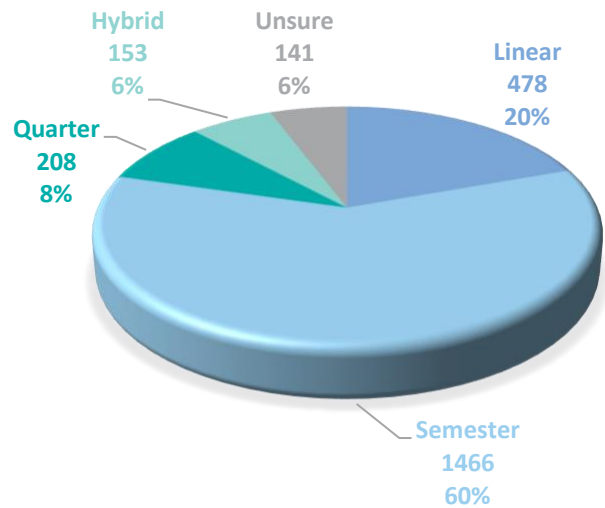
Over 1100 students shared their ideas on Personal Learning Time. To access student comments, [click here](#).

Parent Survey Summary Timetable Preference

Just under 2500 parents completed the survey. 60% of parents prefer the semester timetable; 20% of parents prefer the linear timetable; 8% of parents prefer the quarter timetable; 6% of parents prefer a hybrid timetable; and 6% of parents are unsure what timetable they prefer.

Parent Comments:

Over 1700 parents provided a rationale for the timetable that best supports their child's learning. To access parent comments, [click here](#).

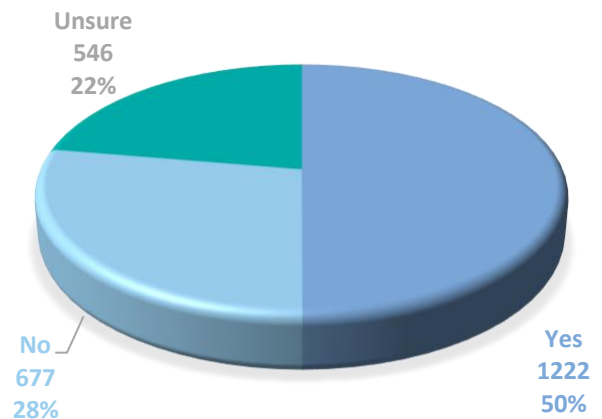


Parent Survey Summary Personal Learning Time (PLT)

When asked if PLT was beneficial to their child's learning and personal success, 50% of parents responded yes; 28% of parents responded no; and 22% responded that they were unsure.

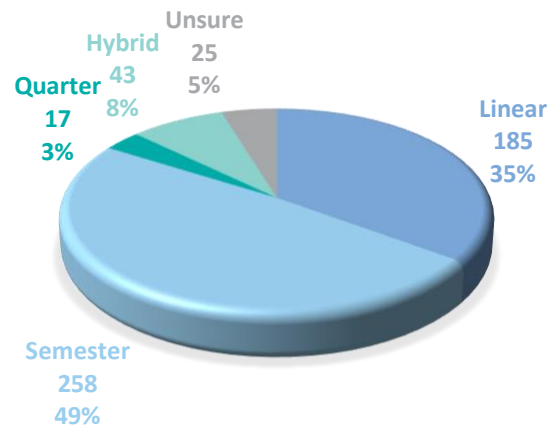
Parent comments:

Over 1200 parents provided feedback on PLT. To access parent comments, [click here](#).



Staff Survey Summary Timetable Preference

528 staff members completed the survey, including 413 teachers and 93 support staff. The staff respondents represented all schools, curricular areas, support staff roles and administrators. While results varied slightly by school, when asked “what timetable structure best supports student learning?”, 49% of staff selected the semester timetable; 35% of staff selected the linear timetable; 8% of staff selected the hybrid timetable, 3% of staff selected the quarter timetable; and 5% of staff were unsure.

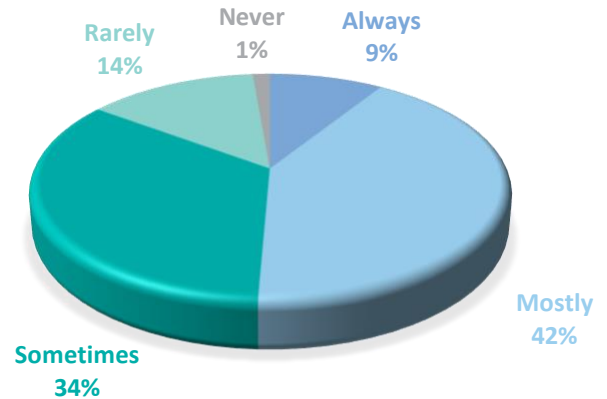


Staff Comments:

440 staff provided feedback on which timetable they identified as best for student learning. To access staff comments, [click here](#).

Staff Survey Summary Personal Learning Time

Staff in the eight schools that had PLT in 2021-22 were asked if students were actively engaged during PLT. 85% of staff answered with ‘always’ (9%), ‘mostly’ (42%), and ‘sometimes’ (34%). For the two schools with no PLT in 2021-22, 80% of staff answered with ‘strongly agreed’ (51%) or ‘agreed’ (29%) that “including PLT...would benefit student learning.” Asked if PLT provides staff more flexibility to support student learning, 84% strongly agreed or agreed.



Eight schools with PLT in 2021-2022

Staff comments:

248 staff provided feedback about PLT and the timetable. To access staff comments, [click here](#).